

The background of the slide features a pattern of stylized autumn leaves in various shades of orange and brown, set against a darker orange gradient background. The leaves are scattered across the frame, with some showing prominent veins.

**Welcome to Year 3 !**

# Year 3 Information Evening Agenda

Reading

Writing

Maths

Home Learning

Questions

# Reading

- Please try to read with your child at least 3 times a week and record this in their reading log.
- In guided reading sessions we focus on reading comprehension.
- Questions you could ask to support your child at home will be stuck in your child's reading log.



# Reading Around the World Challenge

## Reading Miles Global Challenge

Read your way... around the world!

**START/FINISH: HOME**

**1 NEW YORK CITY, USA**  
Welcome to the USA!  
Reading Miles fact: Native Americans use storytelling as a way of sharing their history.

**2 RIO DE JANEIRO, BRAZIL**  
Bem-vindo ao Brasil!  
Reading Miles fact: Many tribes of the Amazon Rainforest in Brazil use pantomime to help tell their stories.

**3 NAIROBI, KENYA**  
Kambuni Kenya!  
Want to read a traditional African story? Try the Fables from Africa eBook at [www.oxfordowl.co.uk](http://www.oxfordowl.co.uk)

**4 SYDNEY, AUSTRALIA**  
Welcome to Australia!  
Reading Miles fact: The Australian Aboriginal people used to paint symbols and pictures on cave walls to help them remember their stories.

**5 BEIJING, CHINA**  
Huanying nin dibo zhongguo!  
Want to read a traditional Chinese story? Try The Magic Paintbrush eBook at [www.oxfordowl.co.uk](http://www.oxfordowl.co.uk)

**6 ATHENS, GREECE**  
Kafós lithoté stin Elláda!  
Want to read a traditional Greek legend? Try the Fables of the Underworld eBook at [www.oxfordowl.co.uk](http://www.oxfordowl.co.uk)

Words for Life  
[www.oxfordowl.co.uk](http://www.oxfordowl.co.uk)

National Literacy Trust  
Transforming Lives

OXFORD UNIVERSITY PRESS

## Journey 1

Home to  
New York City



## Journey 2

New York City  
to Rio De Janeiro



10 minutes  
reading =  
500 reading  
miles

- Mrs Pope has compiled a list of suggested reading books for Year 3 children.
- The list includes a wide variety of books for your child to read alone or share with you. The local library will happily order any books on the list for you.



# Writing

- Handwriting
- Use of accurate punctuation
- Writing stamina
- Sentence structure



# Sentence Structure

- Varying sentence starts
- Using connectives to write longer sentences
- Using adjectives
- Using powerful verbs
- Using adverbs
- Using paragraphs



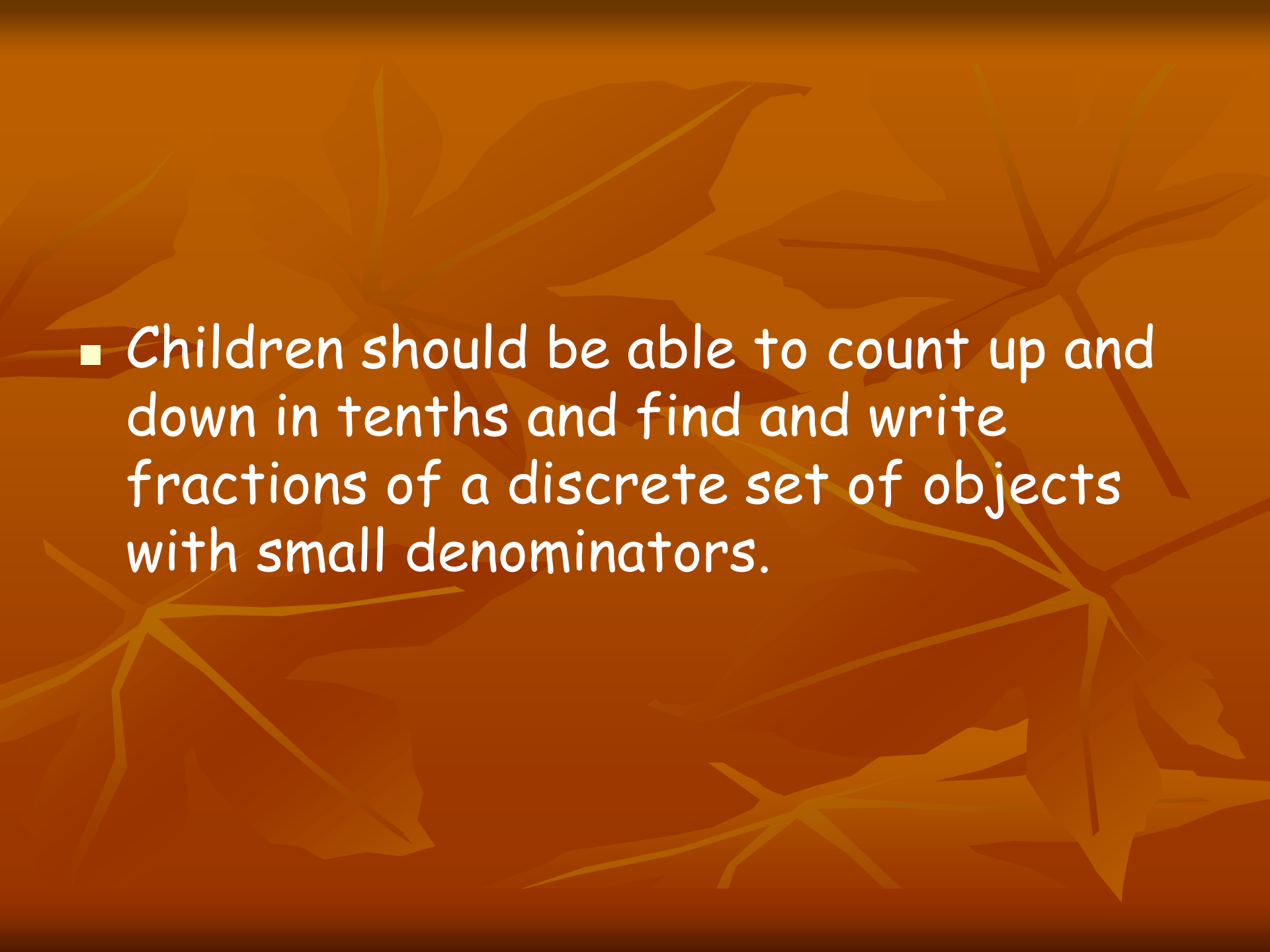
# Maths




# New Curriculum

Some of the year 3 expectations:


- Children are now expected to know their 2,3,4,5,8,10 times table and their related divisions.
- Children should be able to count on from 0 in multiples of 2, 3, 4, 5, 8, 50 and 100.
- Children should know and use number facts to 20 fluently.

- 
- The background of the slide features a pattern of stylized autumn leaves in various shades of orange and brown, set against a darker orange gradient background. The leaves are scattered across the frame, with some showing detailed vein patterns.
- Children should be able to count up and down in tenths and find and write fractions of a discrete set of objects with small denominators.

BIG MATHS...



★ BEAT THAT!



$4+9=$	$7\times 5=$	$6+7=$	$8+9=$	$4+7=$
$3\times 5=$	$7+8=$	$8\times 5=$	$9\times 10=$	$6\times 10=$
$9\times 2=$	$5\times 5=$	$5+9=$	$5+8=$	$5+7=$
$6+9=$	$5\times 10=$	$2\times 2=$	$3+9=$	$4\times 5=$
$9\times 5=$	$8\times 2=$	$4\times 10=$	$2\times 5=$	$6+8=$
$2\times 10=$	$7\times 10=$	$7+9=$	$7\times 2=$	$8\times 10=$
$6\times 2=$	$4\times 2=$	$3\times 2=$	$5\times 2=$	$6\times 5=$
$5+4=$	$3\times 10=$	$3+8=$	$5+6=$	$4+8=$

# Home Learning

- Reading at least 3 times a week
- Spellings (tested on Mondays)
- Weekly maths activity (this will sometimes be using web sites)
- At the moment a worksheet related to spellings. Later in the term activities related to topic work



### Activity 1

Make a model volcano.

Use anything you like to make it but please don't make it too big!



### Activity 2

Find out about the mountain K2 and write a non-chronological report about it.

(We are writing these reports in class)

Remember to include pictures or drawings.



### Activity 3

Imagine you have almost reached the top of Mount Everest.

Write a diary entry about your day as you reach the top.

