





















Unlocking Letters and Sounds


Actions and Images – Phase 3

- These are simple, clear actions that don't impede the child saying the sound
- The sound is only voiced once, so that the teacher can spot those children who are saying the sound slightly behind the rest of the group
- The actions also help warm up hands and fingers, ready for writing

GPC	Image	Action
j		Jelly – A wobbling jelly motion
v		Violin – Playing a violin
w		Worm – A worm motion with one finger
x		eXercising – Exercising actions
y		Yell – Putting hands either side of mouth to 'yell'
z		Zip – Zipping up a zip
qu		Queen – Putting on a crown

zz		Buzz – Finger follows a fly buzzing around
ch		Chop – Flat hand and chop with the other hand
sh		Hush – Finger to mouth and say 'sh'
th		This and That – Point down then down and across (BSL)
th		Thank – Hand to chin then move out and down (BSL)
ng		Ring – Put ring on a finger
ai		Rain – Rain action with fingers
ee		Feet – Point to feet
igh		Light – Hand opening from above (BSL)
oa		Coat – Putting on a coat

oo		Moon – Make a crescent moon shape with fingers
oo		Book – Book opening with hands
ar		Car – Driving a car
or		Sword – Swish a sword
ur		Curl – Curling action with finger
ow		Owl – Make large eyes with hands
oi		Coin – Put coins into a piggy bank
ear		Hear – Hand to ear as if listening
air		Air – Form a circle with arms and rise up parallel
ure		Cure – Giving a spoonful of medicine

er		Ladder – Climb a ladder with hands
----	---	---