

Welcome to Year 1 - Meet the Team

1B

Mr Bailey

Ms Albertson

Mrs Fletcher

Class Teacher

Teaching Assistant

PPA Teacher



1S

Ms Scarrett

Mrs Wilson

Mrs Matthews

Class Teacher

Class Teacher

Teaching Assistant



There will be times during the course of the year where a supply teacher might have to take the class or another teacher will cover. This might be because of illness or as part of our teaching role. We also have other whole school responsibilities that we need to be released for.



Attendance

- Please **bring your child round to the Year 1** classrooms and wait with them outside until the **gate is opened at 8:35am**. Could you say goodbye to your child here unless you need to talk to us in which case we will be waiting by the door. The gate to the playground closes at 8:45.
 - The **school day officially starts at 8:45** at which point the registers in class will be **taken** – any child arriving after this will be marked as late and must come through the main office.
- **Pick up at 3.15pm**
 - Children should be collected from the playground.
 - We aim for 100% attendance target and we would love you to join us on this.
 - If unwell e.g. sickness, diarrhoea symptoms – please do not come to school and report the absence. Children must not return to school for 48 hours after the last episode to ensure they don't pass it on to others.



Kit: what your child needs

Every day your child needs their:

- Book bag (Please limit attached keyrings to 1 small one)
 - Labelled water bottle (not inside book bag due to leaks!)
 - Labelled school sweatshirt
 - Labelled coat (throughout the year - pakamac raincoat in summer is adequate)
-
- All items need to be clearly **labelled** with your child's name

PE / games kits should be in a named enclosed bag. We would like your child to keep their PE kit at school, and we will send them home every half term. If they need their trainers for the weekend, of course they can take them home on Friday, but please bring them back next week.

Please can girls who wear tights, have socks to change into.



Top tips for a successful year:

Practice getting dressed and undressed

Practice turning clothes inside out

Shoe laces – if your child brings shoes with shoe laces they need to be able to tie and untie them themselves

Trainers should be in plastic bag in case they get muddy during active lunch

No back packs – we have no room for them!


Wellies – we have no available storage but we need them for Forest School – 1B will start Forest school on Weds 24th Sept and continue each Weds until half term. 1S's sessions will be for the first 5 weeks after half term again on a Wednesday. We will send out information about these sessions soon.



Top tips for a successful year:

No toys please – but we will be starting Show and Tell soon

Show Lucas video



Towards the end of this term – focus on oracy and taking part in our school Look Who's Talking competition

Top tips for a successful year:

Year 1 Christmas carols and Year 1 assembly in the Spring or Summer

Trips – we plan to take the children on a number of trips throughout the year including The Little Mermaid at the Everyman, a trip to the Wilson Museum, the Science Festival and the Cotswold Wildlife Park (maybe more)



Top tips for a successful year:

Bottles – school ones are best as they don't leak or break easily, water, not squash

Make sure they are on the milk list if you would like them to have milk – see the office

Talk through lunch choices with your child if you have any concerns about what they are eating

Help your child practise using a knife and fork

If sending packed lunch no nuts (including Nutella etc). This also applies to school trips!



Top tips for a successful year:

parent helpers for readers

Please let us know if you, another relative etc can help.

We can sort a DBS check for you.

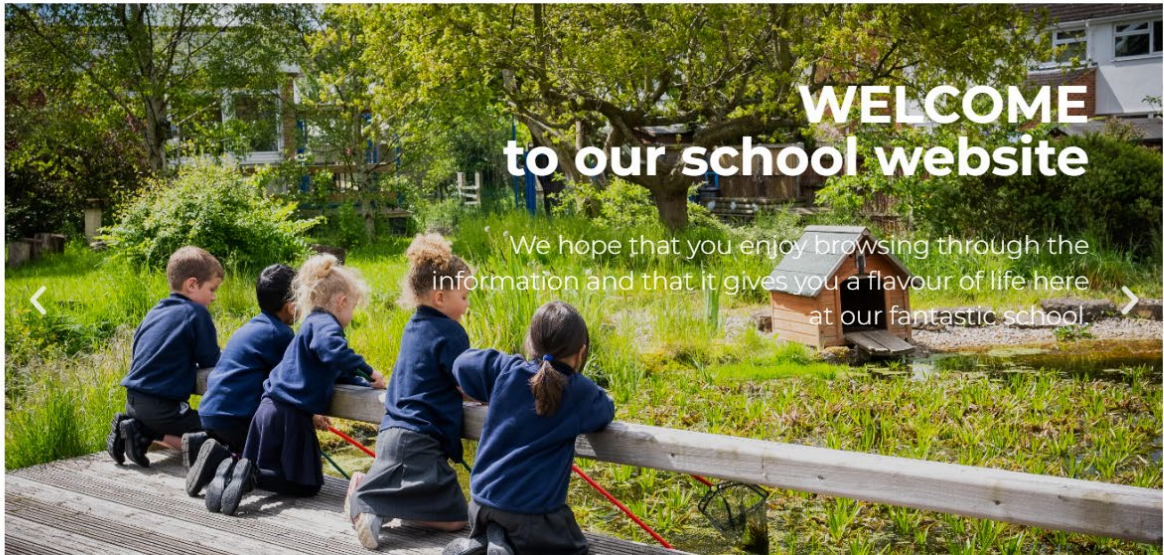


What your child will learn during the year is all on the school's website...

01242 523827 | admin@wardenhill.gloucs.sch.uk



[Home](#) [About Us](#) [Information](#) [Admissions](#) [Year Groups](#) [Curriculum](#) [Parents](#) [School Life](#) [Events](#)



EVENTS

SEP	8:00 am - 5:00 pm
12	Year 5 Trip: Bishops Wood – Vikings
SEP	8:00 am - 3:00 pm
13	School Photos
SEP	5:30 pm - 6:30 pm
15	Reception 2022: Curriculum Evening
SEP	All day
19	Bank Holiday
SEP	All day
23	House Cross Country
OCT	9:10 am - 10:00 am ↺
3	Open Mornings



Homework

Reading,
reading,
reading!

Reading books out next Monday





We love reading!

- Reading for pleasure
 - Finding out information
 - Reading the world around them
 - Accessing learning
-
- Books changed on Mondays if they have been read 3 times (signed)
 - 2 books given - read the first 3 times before the second
 - Class library books from the start of next week
 - Reading challenge



Reading and Books

- Books precisely match children's phonics attainment
- Three reads to bridge the gap between decoding and fluency.
 1. Decode
 2. Comprehend
 3. Fluency – reading like an expert





Reading at home

- 5 – 10 minutes
- Choose a time that works for you
- Be positive and celebrate successes
- Encourage them to point to the graphemes
- Encourage them to say the sounds and blend them together
- Be patient and let them try and work it out
- Read common exception words by sight.




Reading at home

- Continue to read to your child.
- Model how to read a book – left to right, turning pages
- Model good pronunciation and how to read each sentence
- Ask questions about what has happened and characters' feelings
- Support vocabulary
- Predict what will happen next
- Make connections
- Local library
- Model your love of reading!



Phonics Screening Check


- Phonics is the link between the sounds we say and the letters that represent each sound.
- Grapheme – the written letter or groups of letters (digraphs and trigraphs)
- Phoneme – the sounds that the grapheme makes.
- At the end of Year 1 your child will sit the Phonics Screening Check.
- This will be done with their class teacher in a low key 1 on 1 quiet environment.
- They will have to read real and nonsense words (20 of each)



Segmenting and Blending?

Now that your child knows the individual graphemes we are focussing for the next few weeks on segmenting and blending using **sound buttons**.

thank



Common Exception Words



the

to

into

no







I

go



Writing expectations for Year 1

Our Clever Writer Checklist

- letters sit on the lines 
- tall letters touch the top line 
- dangly letters go under the line 
- capital letters start of a sentence
names
places
Then he fell
he gave it to Joe
Cheltenham
- a full stop at the end 
- finger spaces 
- check to see that it makes sense 



Writing – Ideas for writing activities at home

- Blackboard
- Whiteboard and pen
- Paint
- Shopping lists
- Christmas / birthday lists
- Postcards / thank you or greetings cards
- Match reports
- Stories
- Journal / diary
- Colouring



Maths – Expectations for the end of Year 1

- Count forwards and backwards from any given number (up to 100)
- Count, read and write numbers to 100 in numerals
- Read and write numbers from 0 to 20 in numerals and words
- Find the number that is one more/one less than a given number (up to 100)
- Count in multiples of twos, fives and tens
- Know their number bonds and related facts to 20
- Record their work using addition, subtraction and equals signs
- Find a half and a quarter of a shape or small group of objects
- Compare objects by length, weight and capacity
- Use the language associated with time e.g. ordering the events in a day, weeks, months, years, seconds, minutes, hours
- Read o'clock and half past times
- Recognise and know the different denominations of coins and notes
- Name and describe some common 2D and 3D shapes
- Describe position, direction and movement e.g. whole, half and quarter turns



Maths – Ideas for maths activities at home

- **Board games** such as Snakes and Ladders are great for counting and understanding the number system.
- **Top Trumps** – great for comparing numbers.
- **Card games** – Number bond pairs, higher or lower, sevens or blackjack help with counting, addition and number sequences.
- **Pairing socks** for counting in 2s or counting fingers on hands for 5s.
- Throughout the day say the **time** and discuss what happens when.
- Use an **analogue** as well as a digital clock.
- Use of coins 1p, 2p, 5p, 10p – make a shop



How we let you know how your child is doing and Assessments

How is my child doing?

We let you know how your child is doing (academically, socially and well-being) in the following informal and formal ways:

- Pick up from the playground – sometimes we will want to share with you something that happened that day.
- Parents evenings – we have one just before the half term in October – this is to discuss how well they've settled in, as well as progress they have made since the start of term. It will be a focus on the core subjects (for us this also includes science) and anything specific you want to raise in a foundation subject. Second parents evening March time.
- Reports: There is the statutory end-of-year report, which covers all subjects and attainment in them.

Assessments

- In order to ascertain progress and therefore attainment in subjects we use a variety of assessment strategies, the results of which we use to address any gaps or misconceptions.
- We will carry out informal assessments on a daily basis in the classroom – through questioning, talking with the children and them completing tasks independently.
- In year 1, there is also the formal assessment of the phonics screening check for all children.
- This national test assesses their phonic knowledge. The children need to read and blend all of the sounds in real and nonsense words from phase 2, 3 and 5.

shin

buzz

harp

third

geck



chom



tord



thazz



Concerns about progress

- All children are different
- Discuss any concerns with teachers
- Teachers will assess your child regularly
- Interventions to support child in the specific skill they are struggling with
- Adaptions for children with SEND



Getting in touch and FAQs

- Our children have made an excellent start to Year 1 – we look forward to a very positive year!
- How to get in touch – email:

admin@wardenhill.gloucs.sch.uk

